

# Rudolph the Red Nosed Reindeer





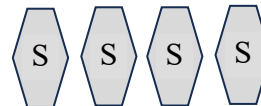
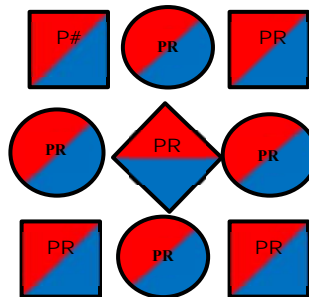
# Stage 1: Rudolph the Red Nosed Reindeer

"What I've been searching for all my life! I've struck it rich!  
I've got me a peppermint mine!"

## 10 Rifle - 10 Pistol - 4+ Shotgun

- Staging:** Rifle staged on P1, shotgun staged on table P1 or P2, Pistols staged on table P1 or Holstered
- Gun Sequence:** Shooters Choice, Rifle can't be last
- Starting Position:** Hands holding Giant Candy Cane
- Starting Line:** I've Got Me a Peppermint Mine?
- At The Buzzer:** **Pistols:** From P1, Shoot one shot on each plate any order, place 10th shot on the Bonus target for a 5 second bonus. Bonus target must be engaged. A miss on the bonus does not count as a miss.
- Rifle:** From P2, Same instruction as Pistols.
- Shotgun:** From anywhere between P1 and P2, Knock down the 4 targets in any order. Targets must move to count as a hit.
- Can have up to 2 bonuses

YD  
14  
  
12  
  
10  
  
7  
  
5



P1



P2

**Scenario:** Did you know? In a deleted scene, the reason Yukon Cornelius, the greatest prospector of the north tastes his pick is he is always looking for peppermint. When he guides Santa to the Island of Misfit Toys, it shows him finally finding his fortune, not in Silver and Gold, but Peppermint!



## Stage 2: Rudolph the Red Nosed Reindeer

### We'll Have to Outwit the Fiend with Our Superior Intelligence

10 Rifle - 10 Pistol -4+ Shotgun

**Staging:** Rifle staged on P1, shotgun staged on table P1 or P2, Pistols staged on table or Holstered

**Gun Sequence:** ♦ Shooter's choice, rifle not last ♦

**Starting Position:** Hands touching Christmas Ribbon

**Starting Line:** We'll Have to Outwit the Fiend with Our Superior Intelligence!

**At The Buzzer:** **Pistol:** From P1, Round Count Place one shot on each of the 4 square targets plus the Diamond in the middle. Repeat instruction with the next five rounds. Yes, you can.

**Rifle:** From P1, same instruction as the Pistol. Yes, you Can.

**Shotgun:** Knock Down the 4 targets any order, Targets must Move to count as a hit. Shotgun may be shot anywhere between P1 and P2.

YD

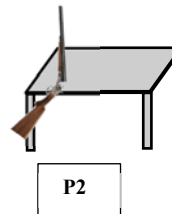
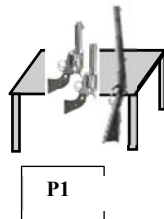
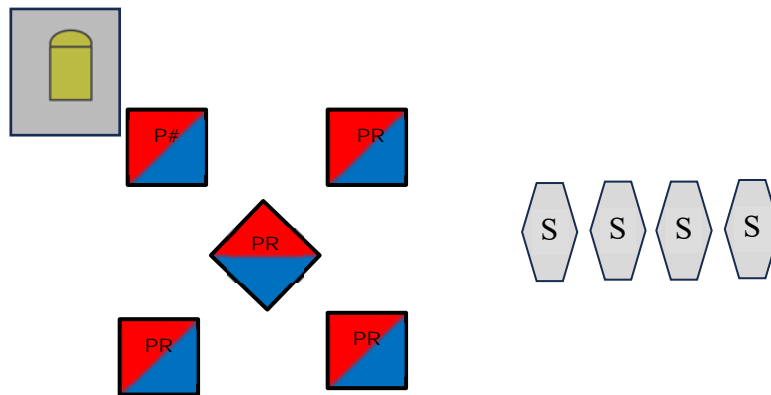
14

12

10

7

5



**Scenario:**

Rudolph's Friends and Family are captured by the Bumble Snow Monster. Yukon Cornelius, Hermie, and Rudolph come to the rescue.



## Stage 3: Rudolph the Red Nosed Reindeer "Great Bouncing Iceberg!"

**10 Rifle - 10 Pistol - 4+ Shotgun**

- Staging:** Rifle staged on P1, shotgun staged on table P1 or P2, Pistols staged on table or Holstered
- Gun Sequence:** ♠ Shooter's choice, rifle not last ♠
- Starting Position:** Hands Holding Christmas Package.
- Starting Line:** Great Bouncing Iceberg!
- At The Buzzer:** **Pistols:** shoot a continuous sweep from left to right or right to left for 10 shots. (1-2-3-4-3-2-1-2-3-4 or 4-3-2-1-2-3-4-3-2-1)
- Rifle:** same instruction as pistols.
- Shotgun:** Retrieve and: Knock Down the 4 targets any order, Targets must Move to count as a hit. restage. Shotgun may be shot anywhere between P1 and P2.

YD

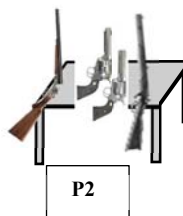
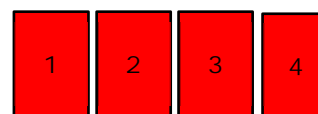
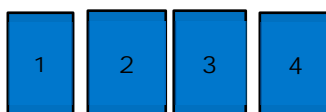
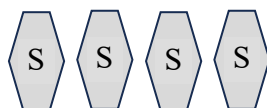
17

15

12

10

5



**Scenario:** Yukon Cornelius is the Greatest Explorer in the North. Armed with a trusty six shooter at his side in case the Bumble Snow Monster attacks and a pick to prospect for silver and gold, he is quite taken aback by Rudolph's shiny nose at first.

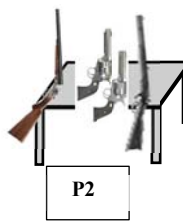
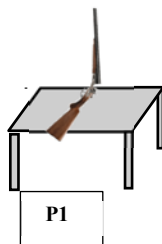

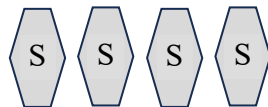


## Stage 4: Rudolph the Red Nosed Reindeer "This Fog's as Thick as Peanut Butter"

**10 Rifle - 10 Pistol - 4+Shotgun**

- Staging:** Rifle staged on P2 and Shotgun staged on table P1 or P2, Pistols Holstered or staged on table P2.
- Gun Sequence:** Pistol ♦ Rifle ♦ Shotgun, or Shotgun ♦ Rifle ♦ Pistol.
- Starting Position:** Holding Peanut Butter Jar.
- Starting Line:** This Fog's as thick as Peanut Butter!
- At The Buzzer:** **Shotgun:** Knock Down the 4 targets any order, Targets must Move to count as a hit. Shotgun may be shot anywhere between P1 and P2.
- Rifle:** From P2, shoot and Ohio Sweep from either direction, yes you can. (ex. 1-2-1-2-3, or 3-2-3-2-1)
- Pistol:** From P2, same instruction as Rifle.

YD  
14  
  
12  
  
10  
7  
5



**Scenario:** The Storm of the century has hit, Rudolph, Hermie, and Yukon Cornelius are out in it and can't see a thing.



## Stage 5: Rudolph the Red Nosed Reindeer “Didn’t I Ever Tell You About Bumbles? Bumbles Bounce!”

**10 Rifle - 10 Pistol - 2+ Shotgun**

**Staging:**

Rifle and Shotgun staged on table, Pistols Holstered or staged on table

**Gun Sequence:**

Shooter’s Choice, rifle not last

**Starting Position:**

Gun At Ready pointed at target, if shotgun, two rounds in hand, rounds not touching the shotgun.

**Starting Line:**

“Bumbles Bounce!”

**At The Buzzer:**

**Pistols:** shoot a progressive sweep from either direction (1-2-2-1-1-1-2-2-2-2 or 2-1-1-2-2-2-1-1-1-1)

**Rifle:** same instruction as the Pistol.

**Shotgun:** Retrieve and: Knock Down the 4 targets any order, Targets must Move to count as a hit.

YD

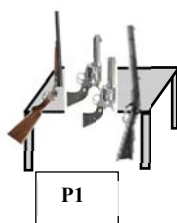
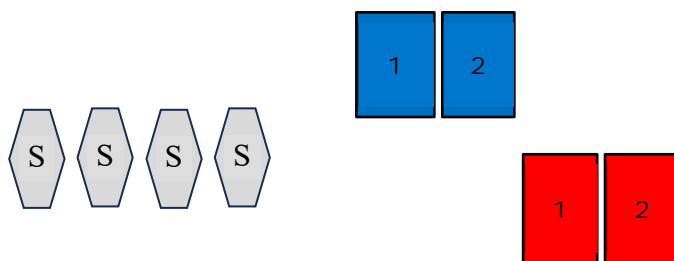
14

12

10

7

5



**Scenario:**

Rudolph and his friends saw Yukon Cornelius and the Bumble Snow monster plunge over the cliff to their demise. They are surprised when they all show up at Santa’s castle with a Humbled Bumble.